



# Madol Imports 2021 Product List

[www.madolimports.net](http://www.madolimports.net)

310-323-6425


Picture	Description	Item	Size LEFT/RIGHT	UPC
	CONNECTORS:110B Brass Bushing FNPT x MNPT / Reduccion Bushing Bronce	110B 02-06	1/8" x 3/8"	7 30051 00001 7
		110B 04-06	1/4" x 3/8"	7 30051 00004 8
		110B 04-08	1/4" x 1/2"	7 30051 00002 4
		110B 06-08	3/8" x 1/2"	7 30051 00003 1
	CONNECTORS:41FS 3/8" Flare Nut	41 06 41 06	Double Swivel Flare Nuts with Copper Tubing	7 30051 00012 3
		M41FS0600	CONNECTOR /TUERCA CONICA 3/8"	7 30051 94160 0
	CONNECTORS:42F 45° Flare MALE x Male	42F0606	Union Connector 3/8" x 3/8"	7 30051 00013 0
	CONNECTORS: Tee 45° Flare x 45° Flare x 45° Flare MALE	44F060606	3/8" x 3/8" x 3/8" MFlare 45° Tee Unión	7 30051 00108 3
	CONNECTORS: Tee 45° Flare x 45° Flare x MNPT	45F0606	3/8" x 3/8" x 3/8"	7 30051 00014 7
	CONNECTORS: 46F Male flare 45° x Female NPT / Campana Niple	46F0604	3/8" x 1/4"	7 30051 94664 3
		46F0606	3/8" x 3/8"	7 30051 94666 7
		46F0608	3/8" x 1/2"	7 30051 94668 1
		46F0612	3/8" x 3/4"	7 30051 00110 6
	CONNECTORS:48F 45° Flare x MNPT / Niple Terminal	48F0604	3/8" x 1/4"	7 30051 94864 7
		48F0606	3/8" x 3/8"	7 30051 94866 1
		48F0608	3/8" x 1/2"	7 30051 00111 3
	CONNECTORS:48W Inverted Flare x MNPT	48W 04 04	1/4" x 1/4"	7 30051 00015 4
	661-FA Flare x Flare	661-FA 0806	1/2 Male Flare x 3/8 Female Flare	7 30051 00332 2
		661-FA0608	3/8 Male FLARE x 1/2 Female FLARE	7 30051 00333 9

Picture	Description	Item	Size LEFT/RIGHT	UPC
	661 NPT FLARE	661-0606	3/8 Male NPT x 3/8 Female Flare	7 30051 00281 3
	CONNECTORS:68F Compression x MNPT	68F 05-06	5/16" x 3/8"	7 30051 00016 1
		68F 06-06	3/8" x 3/8"	7 30051 00017 8
		68F 08-08	1/2" x 1/2"	7 30051 00018 5
	CONNECTORS:FEMALE CAP	640F06	CAP 3/8" Female FLARE	7 30051 00109 0
		108 06 FNPT	CAP 3/8" Female NPT	730051 00279 0
	CONNECTORS:KFPS Barb x MNPT	KFPS 04-04	1/4" x 1/4"	7 30051 00019 2
		KFPS 04-06	1/4"x 3/8"	7 30051 20367 8
		KFPS 05-04	5/16" x 1/4"	7 30051 00020 8
		KFPS 06-04	3/8" x 1/4"	7 30051 00021 5
		KFPS 06-06	3/8" x 3/8"	7 30051 00025 3
		KFPS 06-08	3/8" x 1/2"	7 30051 00022 2
		KFPS 08-06	1/2" x 3/8"	7 30051 00023 9
		KFPS 08-08	1/2" x 1/2"	7 30051 00024 6
	CONNECTORS:KFRS Barb x FNPT	KFRS 06-06	3/8" x 3/8"	7 30051 00025 3
		KFRS 08-08	1/2" x 1/2"	7 30051 00026 0
		KFRS 42W 06-06	3/8" x 3/8" Inverted Flare	7 30051 00027 7
		KFRS 42W 08-08	1/2" x 1/2" Inverted Flare	7 30051 00028 4
	CONNECTORS:KFNS Swivel Connector BARB x FEMALE FLARE NUT / Connector Tuerca Loca 45°	KFNS0306	3/16" x 3/8 "	730051 00292 9
		KFNS0406	1/4" x 3/8 "	7 30051 00926 3
		KFNS0606	3/8" x 3/8 "	7 30051 20365 4
		KFNS 0608	3/8" x 1/2"	
	3544	1/4"NPT MALE NIPPLE		7 30051 00354 4
	3551	3/8"NPT MALE NIPPLE		7 30051 00355 1
	3568	1/2"NPT MALE NIPPLE		7 30051 00356 8
	Male Flare 37 Degree x Copper Tubing	MBO 8A	1/2"	7 30051 00009 3
		MBO 6A	3/8"	7 30051 00008 6

Also known as: S.A.E. 45 Degree Inverted Flare, Tube to Male Pipe Connector, Adaptador Hembra Flared Invertido Macho NPT

Cross References: 148 Series, 48W Series, 48IFHD Series, 202 Series

Pipe threads available in NPT, BSPT or any other custom requirement.

Picture	Description	Item	Size LEFT/RIGHT	UPC
	04 BLK	1/4 in, NPT MALE Natural Black Steel, Pipe Nipple, Pipe Schedule 40, Close Thread, Threaded on Both Ends	1/4" MNPT x 1/4" MNPT 2mm Thickness	7 30051 91007 1












Picture	Item Number	Description	UPC
	8630	•Max Working Pressure: 1/2 PSIG Capacity: 100000 BTU/hr •Inlet Diameter: 1/2" NPT	730051018630
	2660	•Max Working Pressure: 1/2 PSIG Capacity: 50000 BTU/hr •Inlet Diameter: 3/8" NPT	730051002660
	910-095	DUST COVER CAP For 8630 1/2" NPT QUICK CONNECT?DISCONNEXCT CONNECTOR PLASTIC	7 30051 91009 5
	910-010	DUST COVER CAP For2660 3/8" NPT QUICK CONNECT?DISCONNEXCT CONNECTOR PLASTIC	
	8623	1/4"Ball Valve +QDD1 ( Contain male connector) Propane Quick Disconnect Fittings, 1/4 RV Propane Quick Connect Adapter, LP or Natural Gas Shutoff Valves and Fittings for Low Pressure System, 100% Solid Brass	7 30051 01862 3
	18654	1/2 QUICK CONNECT KIT QDD LP Gas Quick Connect/Disconnect Connector Solid Brass 1/2 PSIG Pressure 100 000 BTU Hour Capacity Input 1/2 Insert... Male and Female Inserts and nipple	7 30051 01865 4
	2134	1/4 QUICK CONNECT KIT: QDD LP Gas Quick Connect/Disconnect Connector Solid Brass 1/4 PSIG Pressure 100 000 BTU Hour Capacity Input 1/4 Insert... Male and Female Inserts and nipple	7 30051 00213 4
	3575	Quick connect 1/4"MALE NPT INSERT PLUG	7 30051 00357 5
	3582	Quick connect 3/8"MALE NPT INSERT PLUG	7 30051 00358 2
	3308/3629	1/2" Quick connect Male Connector to pair with 8630	7 30051 00330 8/362 9
	3599	1/4"FEMALE NPT INSERT PLUG	7 30051 00359 9
	3605	3/8"FEMALE NPT INSERT PLUG	7 30051 00360 5
	3612	1/2"FEMALE NPT INSERT PLUG	7 30051 00361 2
	8630-3308		730051 00331 5

Picture	Item	Description	Master Case	UPC
	110P N	<ul style="list-style-type: none"> <li>•Single-Hole Faucet</li> <li>•Lever Handle</li> <li>•Chromed Surface</li> </ul>	72	7 30051 60026 2
	113P N	<ul style="list-style-type: none"> <li>•Single-Hole Faucet</li> <li>•Elite Handle</li> <li>•Chromed Surface</li> </ul>	72	7 30051 60025 5
	1207 P	<ul style="list-style-type: none"> <li>•4" Plastic Faucet</li> <li>•Stainless Steel Spout</li> <li>•Plastic Body</li> <li>•Society Handle</li> <li>•Chrome Plated</li> <li>•Plastic Valve w/ 20 teeth</li> </ul>	20	7 30051 60031 6
	3629P	<ul style="list-style-type: none"> <li>•4" Plastic Faucet</li> <li>•FLEXIBLE Spout</li> <li>•Plastic Body</li> <li>•Society Handle</li> <li>•Chrome Plated</li> <li>•Plastic Valve w/ 20 teeth</li> </ul>	20	7 30051 00362 9
	1108 P	<ul style="list-style-type: none"> <li>•4" POM Faucet</li> <li>•Superior Handle</li> </ul>	20	7 30051 00197 7
	1115 P	<ul style="list-style-type: none"> <li>•4" Plastic Faucet</li> <li>•Plastic Spout</li> <li>•Plastic Body</li> <li>•Society Handle</li> <li>•Chrome Plated</li> <li>•Plastic Valve w/ 20 teeth</li> </ul>	20	7 30051 00067 3

Picture	Item	Description	Master Case	UPC
	1044 P	<ul style="list-style-type: none"> <li>•4" Plastic Faucet</li> <li>•Plastic Spout</li> <li>•Plastic Body</li> <li>•Elite Handle</li> <li>•Chrome Plated</li> <li>•Plastic Valve w/ 12 teeth</li> </ul>	20	7 30051 60040 8
	1109 P	<ul style="list-style-type: none"> <li>•4" Plastic Faucet</li> <li>•Plastic Spout</li> <li>•Plastic Body</li> <li>•Elite Handle</li> <li>•Chrome Plated</li> <li>•Plastic Valve w/ 12 teeth</li> </ul>	20	7 30051 00139 7
	1206 P	<ul style="list-style-type: none"> <li>•4" Plastic Faucet</li> <li>•Plastic Spout</li> <li>•Plastic Body</li> <li>•Elite Handle</li> <li>•Chrome Plated</li> <li>•Plastic Valve w/ 12 teeth</li> </ul>	20	7 30051 60028 6
	1208 P	<ul style="list-style-type: none"> <li>•4" Plastic Faucet</li> <li>•Plastic Spout</li> <li>•Plastic Body</li> <li>•Cross Handle</li> <li>•Chrome Plated</li> <li>•Plastic Valve w/ 12 teeth</li> </ul>	20	7 30051 60027 9
METAL BASE				
	1206 M	<ul style="list-style-type: none"> <li>•4" Metal/Plastic Faucet</li> <li>•Plastic Spout</li> <li>•Brass Body</li> <li>•Elite Handle</li> <li>•Chrome Plated</li> <li>•Plastic Valve w/ 12 teeth</li> </ul>	20	7 30051 00066 6
	1044 M	<ul style="list-style-type: none"> <li>•4" Plastic Faucet</li> <li>•Plastic Spout</li> <li>•Brass Body</li> <li>•Elite Handle</li> <li>•Chrome Plated</li> <li>•Plastic Valve w/ 12 teeth</li> </ul>	20	7 30051 60041 5

Picture	Item	Description	Master Case	UPC
	1208 M	<ul style="list-style-type: none"> <li>•4" Plastic Faucet</li> <li>•Plastic Spout</li> <li>•Brass Body</li> <li>•Cross Handle</li> <li>•Chrome Plated</li> <li>•Plastic Valve w/ 12 teeth</li> </ul>	20	7 30051 00073 4
	1109 M	<ul style="list-style-type: none"> <li>•4" Plastic Faucet</li> <li>•Plastic Spout</li> <li>•Brass Body</li> <li>•Elite Handle</li> <li>•Chrome Plated</li> <li>•Plastic Valve w/ 12 teeth</li> </ul>	20	7 30051 00140 3
	1207 M	<ul style="list-style-type: none"> <li>•4" METAL/Plastic Faucet</li> <li>•Stainless Steel Spout</li> <li>•Brass Body</li> <li>•Society Handle</li> <li>•Chrome Plated</li> <li>•Plastic Valve w/ 20 teeth</li> </ul>	20	7 30051 00071 0
LEAD FREE				
	3421LF4	<ul style="list-style-type: none"> <li>•4" BAR Faucet</li> <li>•Stainless Steel Spout</li> <li>•LEAD FREE Brass Body</li> <li>•Society Handle</li> <li>•Chrome Plated</li> </ul>	20	7 30051 00342 1
HYBRID				
	K246	<ul style="list-style-type: none"> <li>•4" Plastic Faucet</li> <li>•Plastic Spout</li> <li>•HYBRID Body</li> <li>•Chrome Plated</li> </ul>	6	7 30051 00097 0
	22001	<ul style="list-style-type: none"> <li>•Single-Hole Faucet with 4" Cover</li> <li>•Plastic Spout</li> <li>•Plastic Body</li> <li>•Chrome Plated</li> <li>•Includes FH0001 Steel Hose</li> <li>•35 mm Valve</li> </ul>	20	7 30051 00072 7



Picture	Item	Description	UPC
	79-210	1/2" Hose Bibb / Llave de Manguera 1/2" TIPO BOLA	7 30051 79210 3
	79-212	3/4" Hose Bibb / Llave de Manguera 3/4" TIPO BOLA	7 30051 79212 7
	79-116	3/4" Hose Bibb Male 1/2 Female 3/4 water Hose spigot / Llave de Manguera 3/4" BRONCE PESADA Arrowhead Lead Free	7 30051 00348 3
	79-115	1/2" Hose Bibb / Llave de Manguera 1/2" BRONCE PESADA Arrowhead Lead Free	7 30051 00347 6
	79-112	3/4" Hose Bibb / Llave de Manguera 3/4" BRONCE PESADA	7 30051 79112 0
	79-110	1/2" Hose Bibb / Llave de Manguera 1/2" BRONCE PESADA	7 30051 79110 6
	79-111 L	1/2" Brass Hose Bibb	7 30051 79111 3
	79- 213	3/4" Zinc Hose Bibb	7 30051 90986 0
	79-113	1/2" Zinc Hose Bibb	7 30051 00138 0
	79-214	3/4" Hose Bibb / Llave de Manguera 3/4" PLASTICO	7 30051 60050 7
	79-114	1/2" Hose Bibb / Llave de Manguera 1/2" PLASTICO	7 30051 60049 1




Picture	Item	Description	Master Case	UPC
<b>PLASTIC BASE</b>				
	101	<ul style="list-style-type: none"> <li>•Single-Hole Classic Handle Faucet with 8" Cover</li> <li>•Plastic Handle</li> <li>•Pull-Out Spray Faucet</li> <li>•Plastic Valve w/ 12 teeth</li> </ul>	20	7 30051 60024 8
	1018	<ul style="list-style-type: none"> <li>•8" Faucet</li> <li>•Plastic Standard Spout</li> <li>•Elite Handle</li> <li>•Plastic Chromed Body</li> <li>•Plastic Valve w/ 12 teeth</li> </ul>	20	7 30051 00068 0
	1035 P	<ul style="list-style-type: none"> <li>•8" Faucet</li> <li>•Plastic Flamenco Spout</li> <li>•Basic Handle</li> <li>•Plastic Chromed Body</li> <li>•Plastic Valve w/ 12 teeth</li> </ul>	20	7 30051 60013 2
	1022 P	<ul style="list-style-type: none"> <li>•8" Faucet</li> <li>•Plastic Cobra Spout</li> <li>•Basic Handle</li> <li>•Plastic Chromed Body</li> <li>•Plastic Valve w/ 12 teeth</li> </ul>	20	7 30051 00069 7
	3015 P	<ul style="list-style-type: none"> <li>•8" Faucet</li> <li>•Plastic Classico Spout-40cm</li> <li>•Classico Handle</li> <li>•Plastic Chromed Body</li> <li>•Plastic Valve w/ 12 teeth</li> </ul>	20	7 30051 60017 0
	1205 P	<ul style="list-style-type: none"> <li>•8" Faucet</li> <li>•Plastic Classico Spout-40cm</li> <li>•Cross Handle</li> <li>•Plastic Chromed Body</li> <li>•Plastic Valve w/ 12 teeth</li> </ul>	20	7 30051 60008 8


Picture	Item	Description	Master Case	UPC
	3015 PF	<ul style="list-style-type: none"> <li>•8" POM Faucet</li> <li>•SSFlamenco Spout</li> <li>•Classic Handle</li> <li>•Plastic Chromed Body</li> <li>• PP Brass Teeth Valve</li> </ul>	20	7 30051 00116 8
	3015 PC	<ul style="list-style-type: none"> <li>•8" POM Faucet</li> <li>•SS Cobra Spout</li> <li>•Classic Handle</li> <li>•Plastic Chromed Body</li> <li>• PP Brass Teeth Valve</li> </ul>	20	7 30051 00115 1
	1205 PF	<ul style="list-style-type: none"> <li>•8" POM Faucet</li> <li>•SSFlamenco Spout</li> <li>•Classic Handle</li> <li>•Plastic Chromed Body</li> <li>• PP Brass Teeth Valve</li> </ul>	20	7 30051 00144 1
	1205 PC	<ul style="list-style-type: none"> <li>•8" POM Faucet</li> <li>•Plastic Cobra Spout</li> <li>•Cross Handle</li> <li>•Plastic Chromed Body</li> <li>• PP Brass Teeth Valve</li> </ul>	20	7 30051 00142 7
	1113 PF	<ul style="list-style-type: none"> <li>•8" Faucet</li> <li>•SS Spout Flamenco</li> <li>•Superior Handle</li> <li>•Plastic Chromed Body</li> <li>• PP Brass Teeth Valve</li> </ul>	20	7 30051 00198 4
	3728 P	<ul style="list-style-type: none"> <li>•8" Faucet</li> <li>•SS Spout Flamenco</li> <li>•Emu Handle</li> <li>•Plastic Chromed Body</li> <li>• PP Brass Teeth Valve</li> </ul>		7 30051 00372 8

Picture	Item	Description	Master Case	UPC
	3452PFLEX	<ul style="list-style-type: none"> <li>• Faucet with 8" Cover</li> <li>•Flexible Spout PLASTIC BODY 8 Kitchen faucet, plastic cover and plastic handle, s/s flexible spout, chrome finish</li> </ul>	20	7 30051 00345 2
	12000	<ul style="list-style-type: none"> <li>•Single-Hole Lever Handle Faucet with 8" Cover</li> <li>•Comes with FH0001 Stainless Steel Hose</li> </ul>	20	7 30051 60069 9
<b>METAL BASE</b>				
	1035 M	<ul style="list-style-type: none"> <li>•8" Faucet</li> <li>•Stainless Steel Flamenco Spout</li> <li>•Basic Handle</li> <li>•Brass Body</li> <li>•Plastic Valve w/ 12 teeth</li> </ul>	18	7 30051 00070 3
	3015 MF	<ul style="list-style-type: none"> <li>•8" Faucet</li> <li>•Stainless Steel Flamenco Spout</li> <li>•Classic Handle</li> <li>•Brass Body</li> <li>•Plastic Valve w/ 12 teeth</li> </ul>	18	7 30051 60048 4
	1205 MF	<ul style="list-style-type: none"> <li>•8" Faucet</li> <li>•Stainless Steel Flamenco Spout</li> <li>•Cross Handle</li> <li>•Brass Body</li> <li>•Plastic Valve w/ 12 teeth</li> </ul>	18	7 30051 00143 4
	3015 MC	<ul style="list-style-type: none"> <li>•8" Faucet</li> <li>•Stainless Steel Cobra Spout</li> <li>•Classic Handle</li> <li>•Brass Body</li> <li>•Plastic Valve w/ 12 teeth</li> </ul>	20	7 30051 60047 7










Picture	Item	Description	Master Case	UPC
	1022 M	<ul style="list-style-type: none"> <li>•8" Faucet</li> <li>•Stainless Steel Cobra Spout</li> <li>•Basic Handle</li> <li>•Brass Body</li> <li>•Plastic Valve w/ 12 teeth</li> </ul>	20	7 30051 00098 7
	3015 M	<ul style="list-style-type: none"> <li>•8" Faucet</li> <li>•Stainless Steel Classico Spout-40cm</li> <li>•Classico Handle</li> <li>•Brass Body</li> <li>•Plastic Valve w/ 12 teeth</li> </ul>	20	7 30051 60016 3
	1205 MF	<ul style="list-style-type: none"> <li>•8" Faucet</li> <li>•Plastic Flamenco Spout</li> <li>•Cross Handle</li> <li>•Plastic Chromed Body</li> <li>•Plastic Valve w/ 12 teeth</li> </ul>	20	7 30051 00144 1
	1205 M	<ul style="list-style-type: none"> <li>•8" Faucet</li> <li>•Plastic Classico Spout-40cm</li> <li>•Cross Handle</li> <li>•Brass Body</li> <li>•Plastic Valve w/ 12 teeth</li> </ul>	20	7 30051 60007 1
	1113 MF	<ul style="list-style-type: none"> <li>•8" Faucet</li> <li>•SS Spout Flamenco</li> <li>•Superior Handle</li> <li>•Plastic Chromed Body</li> <li>•PP Brass Teeth Valve</li> </ul>	20	7 30051 00247 9
	1205 MC	<ul style="list-style-type: none"> <li>•8" BrassFaucet</li> <li>•SSCobra Spout</li> <li>•Cross Handle</li> <li>•Plastic Chromed Body</li> <li>•PP Brass Teeth Valve</li> </ul>	20	7 30051 00142 7
	3445LF8	<ul style="list-style-type: none"> <li>•8" LF BrassFaucet</li> <li>•FLEXIBLE Spout</li> <li>•Society Handle</li> <li>•Chromed Body</li> <li>•LEAD FREE</li> </ul>	20	7 30051 00344 5

Picture	Item	Description	Master Case	UPC
HYBRID				
	K1310	<ul style="list-style-type: none"> <li>•8" Faucet</li> <li>•Stainledd Steel Classico Spout</li> <li>•Chromed Plastic Body</li> </ul>	6	7 30051 00092 5
	K1311	<ul style="list-style-type: none"> <li>•Sinlge-Hole Lever Handle Faucet with 8" Cover</li> <li>•Metal Handle</li> <li>•Pull-Out Spray Faucet</li> </ul>	6	7 30051 00093 2
	K1312	<ul style="list-style-type: none"> <li>•Sinlge-Hole Lever Handle Faucet with 8" Cover</li> <li>•Metal Handle</li> <li>•Pull-Out Spray Faucet</li> </ul>	6	7 30051 00094 9
	K1313	<ul style="list-style-type: none"> <li>•Sinlge-Hole Lever Handle Faucet with 8" Cover</li> <li>•Metal Handle</li> <li>•Pull-Out Spray Faucet</li> </ul>	6	7 30051 00095 6
	1314	<ul style="list-style-type: none"> <li>•Sinlge-Hole Lever Handle Faucet with 8" Cover</li> <li>•Metal Handle</li> <li>•Pull-Out Spray Faucet</li> </ul>	6	7 30051 00096 3

Picture	Item	Description	Master Case	UPC
	07-311	Grupo de Ducha Bronce Chromado maneral chromado vastago bronce pesado CON ASIENTO	12	730051001243
	07-312	Single Lever Shower Unit Small	12	730051999670
	07-313	Single Lever Shower Unit Large and Bathtub	12	730051999687

Picture	Description	Item	Size LEFT/RIGHT	UPC	Master Case
	PVC Ball Valve Connectors Slip Joint	2899	1/2" PVC ball valve, socket end, bulk Válvula de bola de PVC de 1/2 ", extremo de conexión, a granel	7 30051 00289 9	200
		2905	3/4" PVC ball valve, socket end, bulk Válvula de bola de PVC de 3/4 ", extremo de conexión, a granel	7 30051 00290 5	200
		2912	1" PVC ball valve, socket end, bulk / Válvula de bola de PVC de 1 ", extremo de conexión, a granel	7 30051 00291 2	100



Picture	Item	Description	UPC
	2363	8" Price Pfister "PP" SHOWER FLANGE, CP, ZINC 1PC/BAG	730051002363
	2301	4" NEW PP. ,12 PT, METAL HANDLE FOR LAVATORY, SMALL 1 BAG	730051002301
	2318	PP HANDLE FOR LAVATORY, SMALL WITH SCREW,12PT (FOR BASIN & SINK MIXER CP) 1PC/BAG	730051002318
	2165	8" PRICE PFISTER HANDLE FOR SHOWER, 12PT ZINC IN CP(LARGE) 1 BAG	730051002165
	2172	8" NEW PP. HANDLE FOR SHOWER , METAL FOR SHOWER, 12PT, LARGE 1PC/BAG	730051002172
	2189	8" PRICE PFISTER HANDLE FOR SHOWER, 12PT CP ZINC (LARGE), DIVERTER 1PC/BAG	730051002189
	2196	8" C.P. P.P METAL VEVRE ZINC HANDLE FOR SHOWER COLD HOT AND Div Screw Cap 12PT, LARGE, W/ 2 SCREW 1PC/BAG	730051002196
	2202	8" LARGE PP AC HANDLE COLD HOT AND Div Screw Cap 1PC/BAG	730051002202
	2400 3/8	PP FLANGE THREAD NIPPLE FOR TUB AND SHOWER, LARGE, PLASTIC W/POLYBAG	730051002400

Picture	Item	Description	UPC
	2288	BRASS STEM, FITS PRICE PFISTER, H: 1-15/16", HALF HOT AND HALF COLD <b>LEAD FREE</b> 1PC/BAG	730051002288
	2295	BRASS STEM, FITS PRICE PFISTER, H: 1-19/32", HOT / COLD <b>LEAD FREE</b> , 1PC/BAG	730051002295
	2325	BRASS STEM, FITS PRICE PFISTER, C.P., H: 1-15/16", 12PT, <b>LEAD FREE</b> HALF HOT AND HALF COLD 1PC/BAG	730051002325
	2332	BRASS STEM, FITS PRICE PFISTER, H: 2" 12PT, N.P., HALF HOT AND HALF COLD <b>LEAD FREE</b> , 1PC/BAG	730051002332
	2349	DIVERTER STEM, PP SPINDLE FOR SHOWER <b>LEAD</b> <b>FREE</b> SET , 140MM 50 PC/BOX	730051002349
	2356	SHOWER STEM HOT/COLD, PP SHOWER STEM, FOR SHOWER MIXER, 140 MM 50PCS/BOX <b>LEAD</b> <b>FREE</b>	730051002356
	31-023 46 Blue	Short Stem 1/4 Turn Ceramic cartridge/Cartucho 1/4 vuelta vastago corto 46 mm	7 30051 00074 1
	31-023 Blue	Short Stem 1/4 Turn Ceramic cartridge/Cartucho 1/4 vuelta vastago corto 52 mm	7 30051 31023 9
	31-023 Red	Short Stem 1/4 Turn Ceramic cartridge/Cartucho 1/4 vuelta vastago corto 52mm 38g	7 30051 00075 8
	31-073 SE3	Shower Stem 130mm 12 Broach Spindel / Vastago Largo 130mm 165 grm	7 30051 00077 2
	31-073 140	Shower Stem 140mm 12 Broach Spindel / Vastago Largo 140mm PESADO 208 grm	7 30051 02928 5

Picture	Item	Description	UPC
	2219	FITS PRICE PFISTER INCLUDING: 2PCS HANDLES, 2PCS SEATS, 2PCS STEMS 1SET/BAG	730051002219
	2226	FITS PRICE PFISTER INCLUDING: 2PCS AC HANDLES, 2PCS SEATS, 2PCS STEMS 1SET/BAG	730051002226
	2417	PP SHOWER HANDLE SET, INCLUDING: P.P. FLANGE THREAD X 2PC, 2PCS WASHER, 2PCS SEAT STEM(COLD x 1PC, HOT x 1PC) P.P. LARGE HANDLE (COLD x 1PC, HOT x 1PC) P.P. SHOWER FLANGE x 2PCS, 1SET/BOX 20 SET/CTN/1.75 Cu'ftS/ 14.72/15.6KGS	730051002417
	2426	PP TWO AC HANDLE SHOWER VALVE REPAIR KIT, 1SET/BOX	730051002426
	2431	P.P ACRYLIC THREE-HANDLE SHOWER VALVE REPAIR KITS 1SET/BOX	730051002431
	2448	THREE METAL HANDLE SHOWER VALVE TRIM KITS FOR P.P. 1SET/BOX	730051002448
	2394	PP THREE METAL HANDLE SHOWER VALVE TRIM KITS W/SPOUT, W/O SHOWER HEAD	730051002394

Picture	Item	Description	UPC
	2264	P.P. 21/32"-18T 8MMH <b>LEAD FREE</b> P.P. SEAT FOR TUB & SHOWER FAUCET 1000PC/BAG	730051002264
	2271	P.P. 1/2"-20T 7.2MMH <b>LEAD FREE</b> P.P. SEAT FOR 4" & 8" FAUCET 1000PC/BAG	730051002271
	5611	Price Pfister Shower Faucet Seat/ Asiento para Ducha 9.38 grm	7 30051 00123 6
	2370	STEM REPAIR KITS, 5PCS, FITS P.P. 1SET/BAG	730051002370
	2387	STEM REPAIR KITS, 5PCS, FITS P.P. 1SET/BAG	730051002387

Picture	Item	Description	UPC
<b>UNIVERSAL HANDLES</b>			
	2233	FIT-ALL, TUB & SHOWER HANDLE, H: 2", LARGE, SQUARE CAVITY, W/ 2 HANDLES, 2 TRI-SET, 1 ALLEN KEY 1PR/BAG	730051002233
	2240	FIT-ALL HANDLE, H: 1-1/4", LARGE, SQUARE CAVITY, W/ 2 HANDLES, 2 TRI-SET, 1 ALLEN KEY 1PR/BAG	730051002240
	2257	UNIVERSAL FIT-ALL, LEVER HANDLE, ADAPTER HALF HOT AND HALF COLD 1SET/BAG	730051002257
	3650	UNIVERSAL FIT-ALL, Canopy HANDLE, ADAPTER HALF HOT AND HALF COLD 1SET/BAG	7 30051 00365 0
	3667	LAVATORY, SMALL	7 30051 00366 7
<b>HANDLES</b>			
	3163 3263 Classic	Chromed Surface, Cold & Hot Plastic Lid, Stainless Steel Screw	7 30051 60020 0 7 30051 60019 4
	3026 Basic	ABS Handle, Chromed Surface, Stainless Steel Screw	7 30051 60015 6
	3015 Elite	ABS Handle, 12 Teeth fit with item 1350, Chromed Surface, With Screw & Lid	7 30051 60036 1

Picture	Item	Description	UPC
	Cross 1C3N M 1CLN P	1# ABS Cross Handle, 3# ABS Nut, Plastic Lid, Fit w/ Metal Base, w/ 46mm Valve	7 30051 60011 8 7 30051 60012 5
	Society 3107	ABS Handle, 20 Teeth, Chromed Surface	7 30051 60037 8
	5400	Arrow Hose Bibb Handle	7 30051 00216 5
<b>SHOWER ARMS</b>			
	01 J	Iron Shower Arm Polished Chromed, stainless steel flange	7 30051 00249 3
	03 SA	6" 45 Degree iron shower arm, chromed	7 30051 60051 4
	3773	#201 stainless steel shower arm chrome plate on one end thread on another end 14NPT thread length is 15mm stainless steel wall cover set/bag	G1/2 thread 1/2-14NPT the 1/2- 7 30051 60051 4 1





Picture	Item	Description	UPC
<b>SPOUTS</b>			
	Classico 5660SE3 40cm	#201 Stainless Steel Spout, Plastic Nut, 1 Lock & 2 Black O-Rings, Chromed Surface	7 30051 60002 6
	Cobra 5661SE3	#201 Stainless Steel Spout, Plastic Nut, 1 Lock & 2 Black O-Rings, Chromed Surface	7 30051 60003 3
	Flamenco 5665SE3	#201 Stainless Steel Spout, Plastic Nut, 1 Lock & 2 Black O-Rings, Chromed Surface	7 30051 60004 0
	Standard 1018SE3	ABS Spout, Chromed Surface, Plastic Aerator	7 30051 60006 4
	Classico 5679SE3 34 CM	#201 Stainless Steel Spout 34cm, Plastic Nut, 1 Lock & 2 Black O-Rings, Chromed Surface	7 30051 60005 7
<b>ORINGS AND NUTS</b>			
	Nut PRO5132	Black Nut, Black Washer	7 30051 60039 2
	VN0002	Nut For Valve	
	VN0001	Nut For Valve	



Picture	Item	Description	UPC
	2875-M	washer clear od 32 id 18.7 4.6	730051002875
	O-Ring PRO01302	18 x 2.2 O-Ring (Fitting w/ 19mm Spout)	7 30051 60038 5
	5631 ORING	Union Nut O Ring Shower Mixer	
	1130	22x2.2 bottom of bonet nbr ORING for 31-073 Stem	
	1105	3/8" Stem 17.5x5x3.5 nbr ORING NBR Washer	
	1108	Inner Bonnet Ruber NBR Washer 18x9.7x5 31-073 Stem	
	WL1/2	Washer for 1/2 WaterLine	
	3780	Hose Washer for hosebibb 3/4	
	3797	Washer for Angle Stop and Water Line 1/2	






Picture	Item	Description	UPC
<b>STEMS</b>			
	Urrea 452	Vastago Urrea Para Grupo 452	7 30051 02930 8
	31-025	1/4 Turn Plastic Valve, w/ 20 Brass Teeth, 50 mm LEAD FREE Stem PAIR HOT & COLD	
	1350	1/4 Turn Plastic Valve, w/ 12 Brass Teeth, Plastic Metal Base, 52mm Stem, Fits Classic Handle	7 30051 60018 7
	1351	1/4 Turn Plastic Valve, w/ 12 Brass Teeth, Plastic POM Base, 52mm Stem, Fits Classic Handle	7 30051 60065 9
	1353	1/4 Turn Plastic Valve, w/ 12 Brass Teeth, Plastic Metal Base, 46mm Stem, Fits Elite and Cross Handles	7 30051 60009 5
	1354	1/4 Turn Plastic Valve, w/ 12 Brass Teeth, Plastic POM Base, 46mm Stem, Fits Elite and Cross Handle	7 30051 60010 1
	1355	1/4 Turn Plastic Valve, w/ 12 Brass Teeth, Plastic POM Base, 43mm Stem, Fits Basic Handle	7 30051 60014 9

Picture	Item	Description	UPC
	31-024	1/4 Turn Plastic Valve,----- Brass Teeth, Plastic POM Base, 44mm Stem, Fits----- Handle	7 30051 00065 9
	1357	1/4 Turn Plastic Valve, w/ 20 Brass Teeth, Plastic POM Base, 46mm Stem, Fits Society Handle	7 30051 60032 3
	1358	1/4 Turn Plastic Valve, w/ 20 Brass Teeth, Plastic Metal Base, 46mm Stem, Fits Society Handle	7 30051 60033 0
	1352	40mm Valve Fits w/ 12000, Single Large Hole	7 30051 60023 1
	1356	35mm Valve Fits w/ 22001	7 30051 60029 3

Picture	Item	Description	UPC
<b>AERATORS</b>			
	3438ATR	Aerator Female with Pressure Control	7 30051 00343 8
	600521	swivel plastic sprayer	7 30051 60052 1
	Aerator M PRO5095	24 x 1 ABS Male Aerator, 2 Stainless Steel Nuts, O-Ring Included, Chromed Surface	7 30051 60042 2
	Aerator F PRO5096	22 x 1 ABS Female Aerator, 2 Stainless Steel Nuts, O-Ring Included, Chromed Surface	7 30051 60043 9
<b>PLUMBING TOOLS</b>			
	9829	Shower Valve Socket Wrench 23/32 31/32 for Hex Tub and Shower	730051009829

Picture	Item	Description	Master Case	UPC
	2868SH	Plastic shower head, with plastic arm and flange, bag package water reduction gasket	50	730051002868
	001 SH	<ul style="list-style-type: none"> <li>•3-1/2" Zinc-Alloy Shower Head</li> <li>•6" 45° Iron Shower Arm (152mm)</li> <li>•Chromed Surface</li> </ul>	50	7 30051 60034 7
	015 SH	<ul style="list-style-type: none"> <li>2.3/4" " Zinc-Alloy Shower Head</li> <li>•6" 45° Iron Shower Arm (152mm)</li> <li>•Chromed Surface</li> <li>•Stainless Steel Cover</li> </ul>	50	7 30051 60035 4
	016 SH	<ul style="list-style-type: none"> <li>•6" Plastic Shower Head</li> <li>•Round Connector</li> <li>•Water Saving Gasket</li> <li>•Stainless Steel Cover</li> <li>•Iron Shower Arm</li> <li>•Chromed</li> </ul>	10	7 3005 100114 4
	0121 SH	<ul style="list-style-type: none"> <li>•8" Plastic Shower Head</li> <li>•Water Saving Gasket</li> <li>•Square</li> <li>•Chromed</li> </ul>	10	7 30051 00248 6
	2691 SH	<p>Showerhead Size: 200mm (~8") Showerhead material: ABS and Chrome plated Extra Features: Ball joint to easily adjust the showerhead This showerhead has 100 nozzles which contribute to a soothing time in the shower</p>	20	730051002691

Picture	Item	Description	Master Case	UPC
	2851SH	Plastic shower head only, white box water reduction gasket	200	7300511002851
	3759	<p>4" plastic shower head  single function  brass round connector  1/2 thread on the shower end  #201 stainless steel shower arm  chrome plate  arm length: 160mm  arm diameter: 20mm  arm thickness: 1.0mm  arm weight: near 65g  thread: G1/2 &amp; 1/2-14NPT on each end  stainless steel wall cover  raw tapes  2.0 gpm water restrictor installed on the shower  1.8gpm &amp; 2.5gpm water restrictor include in the box</p>	20	7 30051 00375 9
		<p>4" plastic shower head  five spray pattern  brass round connector  1/2 thread on the shower end  #201 stainless steel shower arm  chrome plate  arm length: 160mm  arm diameter: 20mm  arm thickness: 1.0mm  arm weight: near 65g  thread: G1/2 &amp; 1/2-14NPT on each end  stainless steel wall cover  raw tapes  2.0 gpm water restrictor installed on the shower  1.8gpm &amp; 2.5gpm water restrictor include in the box</p>	20	7 30051 00376 6

Picture	Item	Description	UPC
	1212	REPLACEMENT WATER FAUCET SPIGOT DISPENSER	7 30051 00121 2
	04M	CHROME PLATED PLASTIC ABS	7 30051 60001 9
	08M	SHANK 3/8 NPS THREAD polypropylene body with 3/4"-16 UNF threads 3" long and will fit into 3/4" hole	7 30051 00113 7
	3469 PBFS	3/8" Female Push Button Cooler 3/8-18 NPS	7 30051 00346 9
	09M	<ul style="list-style-type: none"> <li>•1/2" All-White Water Faucet w/</li> <li>•Nut x 1pc</li> <li>•Washer x 2pcs</li> <li>•Push-Top</li> </ul>	7 30051 00136 6
	PRO-010F	Plastic water dispenser, female, in pair	73005100282

Picture	Item	Description	Length	UPC
<b>WATER LINES</b>				
	ALS40 08 08	F1/2" X F1/2" Aluminum braided BRASS NUT 12 mm Diam/ MANGUERA DE ALUMINIO PARA SINK CONNECTOR BRONCE, Sink Aluminum	40 cm	7 30051 00086 4
	ALW40 08 14	F1/2" xF 7/8" Aluminum braided BRASS NUT 12 mm Diam/ MANGUERA DE ALUMINIO PARA SINK CONNECTOR BRONCE, WC Aluminum	40 cm	7 30051 00089 5
	PLS50 08 08	SINK F1/2" X F1/2" Pvc braided Hose, Nylon nut.brass insert/ MANGUERA DE PVC reforzado PARA SINK CONNECTOR Nulon con Inserto de Bronce.	50 CM	7 30051 00087 1
	PLW50 08 14	WC F1/2" xF 7/8" Pvc braided, Nylon nut..brass insert/ MANGUERA DE PVC reforzado PARA SINK CONNECTOR Nulon con Inserto de Bronce.	50CM	7 30051 00090 1
	PLS 60 0808	Water Line 24" 1/2" x 1/2" Plastic BRAIDED Hose with Metal Nuts and CONICAL Washer 60 cm	60 CM	7 30051 00088 8
	FH0001	Hose For One Hole Faucet	20	
<b>BROILER LINES</b>				
	3698	1/2" x 1/2"	60cm	7 30051 00369 8
	3704	1/2" x 1/2"	80cm	7 30051 00370 4

Picture	Item	Description	Length	UPC
<b>PTRAPS</b>				
	9853	4.1/2" Metal Basket Plastic with Metal covering body Strainer with 4" PVC tailpiece, 1pc/bag and sealed with upc label		730051909853
	9846	4.1/2" Metal Strainer Basket Metal covering/Plastic body Strainer with 8" PVC tailpiece, 1pc/bag, 2 pcs/pair with upc label		
		1.1/2" Plastic P-trap, 1pc/bag and sealed with upc label		730051909846
		1 1/2"x16" Plastic Center outlet waste , 1pc/bag and sealed with upc label		
<b>ANGLE VALVES</b>				
	53-040	1/2" x 1/2" (Zinc)	100	730051530408
	53-041	1/2" x 1/2" (Brass)	100	730051530415
<b>TOILET PARTS</b>				
	3674	TANK LEVER W/ PLASTIC NUT, ZINC HANDLE 8", STEEL ARM, YELLOW ZINC PLATING	200	7 30051 00367 4
	3681	TOILET TANK ASSEMBLY SET	25	7 30051 00368 1









Item Picture	ITEM NO	Material	Description	UPC CODE
	3032	LEAD FREE	VALVE- 1/2" MIP x 3/4" MHT	7 30051 00303 2
	3049	LEAD FREE	OUTLET BOX -VALVE- 1/2" MIP x 3/4" MHT -	7 30051 00304 9
	3056	LEAD FREE	VALVE- 1/2" F1807 PEX x 3/4" MHT	7 30051 00305 6
	3063	LEAD FREE	OUTLET BOX -VALVE- 1/2" F1807 PEX x 3/4" MHT	7 30051 00306 3
	3070	LEAD FREE	VALVE-1/2" F1960 PEX x 3/4" MHT	7 30051 00307 0
	3087	LEAD FREE	OUTLET BOX VALVE-1/2" F1960 PEX x 3/4" MHT	7 30051 00308 7
	3094	LEAD FREE	VALVE-PUSH FIT x 3/4" MHT	7 30051 00309 4
	3100	LEAD FREE	VALVE-PUSH FIT x 3/4" MHT	7 30051 00310 0

Item Picture	ITEM NO	Material	Description	UPC CODE
	3117	LEAD FREE	VALVE WITH WATER HAMMER ARRESTOR - 1/2" MIP x 3/4" MHT	7 30051 00311 7
	3124	LEAD FREE	OUT LET BOX -VALVE WITH WATER HAMMER ARRESTOR - 1/2" MIP x 3/4" MHT	7 30051 00312 4
	3131	LEAD FREE	VALVE WITH WATER HAMMER ARRESTOR -1/2" F1807 PEX x 3/4" MHT	7 30051 00313 1
	3148	LEAD FREE	OUTLET BOX -VALVE WITH WATER HAMMER ARRESTOR - 1/2" F1807 PEX x 3/4" MHT	7 30051 00314 8
	3155	LEAD FREE	VALVE WITH WATER HAMMER ARRESTOR -1/2" F1960 PEX x 3/4" MHT	7 30051 00315 5
	3162	LEAD FREE	OUTLET BOX -VALVE WITH WATER HAMMER ARRESTOR - 1/2" F1960 PEX x 3/4" MHT	7 30051 00316 2
	3179	LEAD FREE	VALVE WITH WATER HAMMER ARRESTOR -PUSH FIT x 3/4" MHT	7 30051 00317 9
	3186	LEAD FREE	OUTLET BOX -VALVE WITH WATER HAMMER ARRESTOR - PUSH FIT x 3/4" MHT	7 30051 00318 6




Item Picture	ITEM NO	Material	Description	UPC CODE
	3193	LEAD FREE	1/2" F1807 Pex Water hammer arrestor	7 30051 00319 3
	3209	LEAD FREE	1/2 MIP Thread Water hammer arrestor	7 30051 00320 9
	3216	LEAD FREE	1/2 F1807 Pex Tee Water hammer arrestor	7 30051 00321 6
	10	LEAD FREE	3/8" OD COMP Tee Water hammer arrestor	7 30051 00322 3
	3230	LEAD FREE	3/4 Tee Water hammer arrestor	7 30051 00323 0
	3247	LEAD FREE	1/2" CPVC Water hammer arrestor	7030051 00324 7
	3254	LEAD FREE	1/2" Sweat Water hammer arrestor	7 30051 00325 4

Picture	Item	Description	UPC
	109-01	Acrosss Moderna	730051909723
	109-02	Platoo	730051909785
	109-03	Mabe Moderna	730051909747
	109-04	Mabe	730051909754
	109-05	Mini	730051909730
	109-06	Calorexrex	730051909778
	109-07	Secadora	730051909761
	109-2158	Brass Hood Orifice 3/8-27 Thread #.75 .5mm	7 30051 00215 8
	109-08	Brass Hood Orifice 1/8 Thread # .75 5mm	730051909792
	109-13 R	Brass Hood Orifice 3/8-7 Thread #66 .88mm	730051

Picture	Item	Description	UPC
	1/8 109-09	Std M	730051909815
	109-10	Std H 7/16	730051909822
	109-11	Ranuradarada	730051909808
	109-12	Across Antigua	730051 90971 6
	109-13	3/8-27 Thread #.75 .5mm Hoodie x 1/8 Male NPT	7 30051 00214 1
	109-14	Propane Orifice	7 30051 90983 9

Picture	Item Number	Description	length	UPC
<b>LOW PRESSURE</b>				
	2561	<ul style="list-style-type: none"> <li>•Low Pressure Regulator-Y</li> <li>•Two Off fiber reinforced hoses</li> <li>•Provides a secure, air-tight connection</li> <li>•Solid brass construction fittings</li> </ul>	12	730051002561
	2622	<ul style="list-style-type: none"> <li>•LPG GAS Regulator</li> <li>•Inlet pressure: 25~250PSIG</li> <li>•Outlet pressure: 11" water column (2740Pa)</li> <li>•Flow Capacity: 80000 BTU/hr</li> <li>•Inlet Diameter: QCC or POL</li> <li>•Outlet Diameter: 5/8"- 18 UNF</li> </ul>	12	730051002622
	2639	<ul style="list-style-type: none"> <li>•LPG GAS Regulator(80000BTU)</li> <li>•Inlet pressure: 25~250PSIG</li> <li>•Outlet pressure: 11" water column (2740Pa)</li> <li>•Flow Capacity: 80000 BTU/hr</li> <li>•Inlet Diameter: QCC or POL</li> <li>•Outlet Diameter: 5/8"- 18 UNF</li> </ul>	12	730051002639
	2653	<ul style="list-style-type: none"> <li>•low pressure LPG/NG Hose</li> <li>•1 PSIG 5/16"</li> <li>•Standard UL569 3Q/17</li> <li>•Flexible rubber hose</li> <li>•Long-lasting brass fittings</li> <li>•Quick and easy attachment SHUT OFF VALVE</li> </ul>	12	730051002653
	2677	<ul style="list-style-type: none"> <li>• low pressure LPG/NG Hose LL516</li> <li>•1 PSIG 5/16"</li> <li>•Standard UL569 3Q/17</li> <li>•Features quick disconnect fitting</li> <li>•Brass fittings 12'</li> </ul>	12	730051002677
	948-739	Pig Tail POL x 1/4 male 2 FT 350PSI	2 FEET	7 30051 94873 9






Picture	Item Number	Description	length	UPC
<b>LOW PRESSURE</b>				
	948-746	Pig Tail POL x 1/4 male Inverted Flare 2 FT 350PSI	2 FEET	7 30051 94874 6
	910088	Low Pressure Regulator set Propane Non adjustable Regulator with 6 Feet QCC1/Type1 Hose - Fits for Propane Burner Turkey Fryer Smoker and More Appliance 3/8 diameter Rubber Hose	6 FEET	7 30051 94869 2
	O2127	Low PRESSURE Black Rubber ID 3/8" Hose 5/8-18 UNF (3/8 SAE) Brass x 3/8 Male NPT 6 FEET	6 feet	7 30051 00212 7
	3278	LOW PRESSURE 5/8-18 UNF (3/8 SAE) Brass x 3/8 Male NPT 8 FEET	8 feet	7 30051 00327 8
	3643	Low PRESSURE Black Rubber ID 3/8" HOSE 5/8-18 UNF (3/8 SAE) Female x 1/4" Male NPT Brass 8 Feet	8 feet	7 30051 00364 3
	3537	Low PRESSURE 1/4 MNPT BRASS x 1/4 MNPT Brass 8 FEET 3/8 diameter Rubber Hose	8 feet	7 30051 00353 7
	ALPT55 41W	Aluminum braided gas 12mm hose, brass nut, brass insert, end plastic handle, ss sleeve 41W, Anti Inflammatorio	55cm	7 30051 00082 6
	ALPT200 41W		2 m	7 30051 00081 9
	AL PT 55 04	Aluminum braided gas ,brass nut,brass insert,end plastic handle,ss sleeve <u>1/4</u> " NPT, Anti Inflammatorio	55 cm	7 30051 00083 3
	AL PT 200 04	Aluminum braided gas ,brass nut,brass insert,end plastic handle,ss sleeve <u>1/4</u> " NPT, Anti Inflammatorio	2 m	7 30051 00326 1

Picture	Item Number	Description	length	UPC
<b>LOW PRESSURE</b>				
	AL GAS 100 06 FF	connector 3/8" flare x 3/8 npt male Aluminum braided BRASS NUT gas, Fire retardant	1 METER	7 30051 00102 1
	AL GAS 150 06 FF		1.1/2 METER	7 30051 00103 8
	AL200 GAS 06 FF		2 METER	7 30051 00104 5
	AL GAS 100 06NPT	connector 3/8" NPT female x 3/8 NPT male Aluminum braided BRASS NUT gas, Anti Inflamatorio	1 METER	7 30051 00078 9
	AL GAS 150 06NPT		1.1/2 METER	7 30051 00079 6
	AL200 GAS 06 NPT		2 METER	7 30051 00080 2
	AL GAS 06 MF 100	connector 3/8" NPT male x 3/8" flare female Aluminum braided BRASS NUT gas, Fire Retardant	1 METER	7 30051 00099 4
	AL GAS 06 MF 150		1.1/2 METER	7 30051 00100 7
	AL GAS 06 MF 200		2 METER	7 30051 00101 4
	AL GAS 06F04M 150	connector 1/4" NPT male x 3/8" flare female Aluminum braided BRASS NUT gas, Fire Retardant	1.1/2 METER	7 30051 00202 8
	AL GAS 06F04M 200		2 METER	7 30051 00199 1



Picture	Item Number	Description	length	UPC
<b>HIGH PRESSURE HOSES</b>				
	2578	<ul style="list-style-type: none"> <li>•3/8"QDD+NG Hose</li> <li>•Max Working Pressure: 1/2 PSIG</li> <li>•Flow Capacity: 50000 BTU/hr •Inlet Diameter: 3/8" NPT</li> <li>•Outlet Diameter: 5/8" -18 UNF</li> </ul>	12	730051002578
	2585	<ul style="list-style-type: none"> <li>•1/2"QDD+NG Hose</li> <li>•Max Working Pressure: 1/2 PSIG</li> <li>•Flow Capacity: 100000 BTU/hr •Inlet Diameter: 1/2" NPT</li> <li>•Outlet Diameter: 3/4" -16 UNF</li> </ul>	12	730051002585
	2783	<ul style="list-style-type: none"> <li>12' 144"Camping Hose Connector</li> <li>•Max Working Pressure: 350 PSIG</li> <li>•Inlet Diameter: QCC</li> <li>•Outlet Diameter: 1" -20 UNF</li> <li>•Fits most standard BBQ and outdoor appliances</li> <li>•Durable solid brass provides a secure connection</li> </ul>	12 Feet	730051002783
	948-685	High Pressure Hose set High Pressure Propane Adaptor & Hose Connects 1LB Propane Tank Connector Appliances to a Refillable 20 LBs Tank	12	7 30051 94868 5
	2554	<ul style="list-style-type: none"> <li>•48"Camping Hose Connector</li> <li>•Max Working Pressure: 350 PSIG</li> <li>•Inlet Diameter: QCC</li> <li>•Outlet Diameter: 1" -20 UNF</li> <li>•Fits most standard BBQ and outdoor appliances</li> <li>•Durable solid brass provides a secure connection</li> </ul>	4 Feet	730051002554
	948-906	High Pressure Hose set High Pressure Propane Adaptor & Hose Connects 1LB Propane Tank Connector Appliances to a Refillable 20 LBs Tank	5	7 30051 94890 6
	948-722	Hose Assembly For Propane Tank Adapter to 3/8 Flare High Pressure 350 PSI qcc acme x 3/8 Female Flare	12 Ft	7 30051 94872 2

Picture	Item Number	Description	length	UPC
<b>HIGH PRESSURE HOSES</b>				
	948-753	Pig Tail QCC x 1/4 male Inverted Flare 2 FT 350PSI	2 FEET	7 30051 94875 3
	948-760	Pig Tail QCC x 1/4 male npt 2 FT 350PSI	2 FEET	7 30051 94876 0
	948-739	Pig Tail POL x 1/4 male 2 FT 350PSI	2 FEET	7 30051 94873 9
	948-746	Pig Tail POL x 1/4 male Inverted Flare 2 FT 350PSI	2 FEET	7 30051 94874 6
	948-692	High Pressure Regulator set Propane 0-20 PSI Adjustable Regulator with 5 Feet QCC1/Type1 Hose - Fits for Propane Burner Turkey Fryer Smoker and More Appliance 3/8 diameter Rubber Hose	5 FEET	7 30051 94869 2
	3285	HIGH PRESSURE 1/4 MNPT BRASS x 1/4 MNPT Brass 5 FEET 3/8 diameter Rubber Hose	40	7 30051 00328 5
	3292	HIGH PRESSURE Black Rubber ID 3/8" Hose 5/8-18 UNF (3/8 SAE) Brass x 5/8-18 UNF (3/8 SAE) Brass 5 Feet	40	7 30051 00329 2
	948-807	HIGH PRESSURE Black Rubber ID 3/8" Hose 5/8-18 UNF (3/8 SAE) Brass x 5/8-18 UNF (3/8 SAE) Brass 6 Feet 350 PSI	6 feet	7 30051 94880 7
	948-814	HIGH PRESSURE Black Rubber ID 3/8" Hose 5/8-18 UNF (3/8 SAE) Brass x 3/8 Male NPT 8 FEET 350 PSI	6 feet	7 30051 94881 4
	948-821	HIGH PRESSURE Black Rubber ID 3/8" HOSE 5/8-18 UNF (3/8 SAE) Female x 1/4" Male NPT Brass 8 Feet 350 PSI	8 feet	7 30051 94882 1








Picture	Item Number	Description	length	UPC
<b>HIGH PRESSURE HOSES</b>				
	948-838	HIGH PRESSURE 1/4 MNPT BRASS x 1/4 MNPT Brass 8 FEET 3/8 diameter Rubber Hose 350 PSI	8 feet	7 30051 94883 8
	948-845	HIGH PRESSURE Black Rubber ID 3/8" Hose 5/8-18 UNF (3/8 SAE) Brass x 3/8 Male NPT 8 FEET 350 PSI	8 feet	7 30051 94884 5
	948-852	HIGH PRESSURE Black Rubber ID 3/8" Hose 5/8-18 UNF (3/8 SAE) Brass x 5/8-18 UNF (3/8 SAE) Brass 8Feet	8 feet	7 30051 94885 2
	948-777	HIGH PRESSURE Black Rubber ID 3/8" Hose 5/8-18 UNF (3/8 SAE) Brass x 5/8-18 UNF (3/8 SAE) Brass 10 Feet 350 PSI	10 feet	7 30051 94877 7
	948-791	HIGH PRESSURE Black Rubber ID 3/8" Hose 5/8-18 UNF (3/8 SAE) Brass x 5/8-18 UNF (3/8 SAE) Brass 12Feet 350 PSI	12 feet	7 30051 94879 1
	SSPT55 41W	STAINLESS STEEL braided gas 12mm hose, brass nut, brass insert, end plastic handle, ss sleeve 41W, Anti Inflammatorio	55cm	7 30051 94886 9
	SSPT200 41W		2 m	7 30051 94887 6
	SS PT 200 04	STAINLESS STEEL braided gas ,brass nut,brass insert,end plastic handle,ss sleeve 1/4" NPT, Anti Inflammatorio	2 m	7 30051 94888 3
	SS PT 55 04	STAINLESS STEEL braided gas ,brass nut,brass insert,end plastic handle,ss sleeve 1/4" NPT, Anti Inflammatorio	55 cm	7 30051 94889 0





Picture	Item Number	Description	UPC
	2646	<ul style="list-style-type: none"> <li>• LPG GAS Low Pressure Regulator</li> <li>•Inlet Pressure: 10~250PSIG •Outlet Pressure: 3500 Pa</li> <li>•Flow Capacity: 110000 BTU/hr •Inlet Diameter: 7/8" - 14 UNF--LH •Outlet Diameter: O12</li> </ul>	730051002646
	948-784	QCC1 Acme Nut Propane Gas Fitting Adapter, 1/4 Inch Male Pipe Thread, QCC1 Propane Adapter Gas Regulator Valve Fitting HIGH PRESSURE GAS REGULATOR 20 PSIG ADJUSTABLE GAS REGULATOR 1/4NPT INLET AND 1/4 NPT OUTLET WITH	7 30051 94878 4
	2837	HIGH PRESSURE GAS REGULATOR 20 PSIG ADJUSTABLE GAS REGULATOR 1/4NPT INLET AND 1/4 NPT OUTLET WITH POL	7 30051 00283 7
	3636	HIGH PRESSURE GAS REGULATOR 20 PSIG NON-ADJUSTABLE GAS REGULATOR 1/4NPT INLET AND 1/4 NPT OUTLET WITH POL	7 30051 00363 6
	2776	HIGH PRESSURE GAS REGULATOR 20 PSIG NON-ADJUSTABLE GAS REGULATOR 1/4NPT INLET AND 1/4 NPT OUTLET WITH <b>POL FULL FLO</b>	730051002776
	101-Regulator	LOW PRESSURE Regulator LP Gas Outlet Barb Inlet Left Nut 7/8 with dial	
	102-Regulator	LOW PRESSURE Regulator LP Gas Outlet 3/8 NPT Inlet 1/4 -18 NPT	7 30051 00293 6
	103-Regulator	LOW PRESSURE Regulator LP Gas Outlet 3/8 NPT Inlet Barb	

Picture	Item Number	Description	UPC
	Pig Tail LN 14	7/8 Left thread	7 30051 00085 7
	Tuerca Izquierda	TI 14	7 30051 00210 3
	CONNECTORS :Pig Tail	Pig Tail:06CMPP	7 30051 00029 1
		Pig Tail:12CMPP	7 30051 00030 7
		CMPBS	7 30051 00106 9
		CMPBL	7 30051 00107 6
	Needle Valve w/ Canopy Handle FNPT x FNPT / Valvula de Aguja	MNV0404-1	7 30051 60644 8
		MNV0604	7 30051 60664 6
	PIGTAIL: Copper/Brass	CB0012	
	948-678	QCC1 Acme Nut Propane Gas Fitting Adapter, 1/4 Inch Male Pipe Thread, QCC1 Propane Adapter Gas Regulator Valve Fitting	7 30051 94867 8






Picture	Item Number	Description	UPC
	2592	<ul style="list-style-type: none"> <li>•Switch Connector</li> <li>•Solid brass construction fittings -provides secure, airtight connection</li> <li>•Corrosion resistant</li> </ul>	730051002592
	2608	<ul style="list-style-type: none"> <li>•Switch Connector</li> <li>•Corrosion resistance, solid brass Soft nose</li> <li>•Able to connect easily</li> </ul>	730051002608
	2615	<ul style="list-style-type: none"> <li>•Switch Connector</li> <li>•Solid brass construction fittings, corrosion resistant</li> <li>•Easy connection</li> </ul>	730051002615
	3384	<p><b>Propane Refill Adapter for LP Gas 1lb Cylinder Tank Coupler QCC1/Type 1 Tanks and 1lb Tank Throwing Disposable Bottles Refill Adapter for 1lb Propane Tanks &amp; Fits 20lb Tank</b></p>	730051003384
	3346	<p>This 1"-20 Male Throwaway Cylinder Thread x 3/8" Male Flare connector holds tight and connects well to propane tank and hose, No gas leaks, Solid Brass will last for a long time and is good for all uses. Can be used for fuel, oil, air, liquid petroleum (LP) and natural gas lines connections. It is easy to install.</p>	7 30051 00334 6










Picture	Item	Description	UPC
	130	30 mm laminated padLock and 15" Cable covered with protective plastic /Candado para revolveres y pistolas	7 30051 11130 0
	130C	30 mm laminated padLock and 15" Cable covered with protective plastic /Candado para revolveres y pistolas..	7 30051 00130 4
	130KA	30 mm laminated padLock and 15" Cable covered with protective plastic <b>Keyed Alike</b> /Candado para revolveres y pistolas llaves igualadas..	7 30051 01130 3
	420C	20 mm - 3/4" laminated disc tumbler cylinder/laminado discos	7 30051 00420 6
	421	20 MM Brass Padlock Covered in Plastic	7 30051 00294 3
	430C	30 mm - 1.1/8" laminated disc tumbler cylinder/laminado discos	7 30051 00430 5
	440C	40 mm - 1.1/2" laminated disc tumbler cylinder/laminado discos	7 30051 00440 4
	499C	4 30mm 4 40mm 4 50mm 12 padlocks Keyed Differently SECURITY BRAND Style 2 Iron Keys plstic housing and iron cylinder	7 30051 00251 6
	500C	4 30mm 4 40mm 4 50mm 12 padlocks Keyed Alike 2 Brass Keys Brass pin Cylinder and Metal Housing single locking locking and Hardened shackle	7 30051 00500 5






Picture	Item	Description	UPC
	530	30 mm - 1.1/8" laminated pins cylinder single lock 2 Brass Keys Brass Cylinder and Metal Housing locking and Hardened shackle/laminado pernos un paso	7 30051 00529 6
	530KA	30 mm - 1.1/8" laminated pins cylinder single lock 2 Brass Keys Brass Cylinder and Metal Housing locking and Hardened shackle KEY ALIKE/laminado pernos un paso	7 30051 00112 0
	530C	30 mm - 1.1/8" 2 Brass Keys Brass pin Cylinder and Metal Housing single locking locking and Hardened shackle/laminado pernos un paso	7 30051 00530 2
	540	40 mm - 1.1/2" 2 Brass Keys Brass pin Cylinder and Metal Housing single locking locking and Hardened shackle/laminado pernos un paso	7 30051 00540 1
	540KA	40 mm - 1.1/2" 2 Brass Keys Brass pin Cylinder and Metal Housing single locking locking and Hardened shackle KEY ALIKE/laminado pernos un paso	
	540C	40 mm - 1.1/2" 2 Brass Keys Brass pin Cylinder and Metal Housing single locking locking and Hardened shackle/laminado pernos un paso	7 30051 00540 1
	544	44 mm - 1.3/4" 2 Brass Keys Brass pin Cylinder and Metal Housing single locking locking and Hardened shackle/laminado pernos un paso	7 30051 00543 2
	544KA	44 mm - 1.3/4" 2 Brass Keys Brass pin Cylinder and Metal Housing single locking locking and Hardened shackle/laminado pernos un paso	
	544C	44 mm - 1.3/4" 2 Brass Keys Brass pin Cylinder and Metal Housing single locking locking and Hardened shackle/laminado pernos un paso	7 30051 00544 9
	550	50 mm - 2" 2 Brass Keys Brass pin Cylinder and Metal Housing single locking locking and Hardened shackle/laminado pernos un paso	7 30051 00549 4
	550KA	50 mm - 2" 2 Brass Keys Brass pin Cylinder and Metal Housing single locking locking and Hardened shackle KEY ALIKE/laminado pernos un paso	
	550C	50 mm - 2" 2 Brass Keys Brass pin Cylinder and Metal Housing single locking locking and Hardened shackle/laminado pernos un paso	7 30051 00550 0



Picture	Item	Description	UPC
	620	20 mm - 3/4" Brass pins cylinder single lock/Bronce pernos un paso	7 30051 00619 4
	620C	20 mm - 3/4" Brass pins cylinder single lock/Bronce pernos un paso	7 30051 00620 0
	620KA	20 mm - 3/4" Brass pins cylinder single lock Key alike/Bronce pernos un paso Llaves iguales	7 30051 10620 7
	625	25 mm - 1" Brass pins cylinder single lock /Bronce pernos un paso	7 30051 00624 8
	625C	25 mm - 1" Brass pins cylinder single lock/Bronce pernos un paso	7 30051 00625 5
	625KA	25 mm - 1" Brass pins cylinder single lock Key alike/Bronce pernos un paso Llaves iguales	7 30051 90625 8
	630	30 mm - 1.1/8" Brass pins cylinder single lock /Bronce pernos un paso	7 30051 00629 3
	630C	30 mm - 1.1/8" Brass pins cylinder single lock/Bronce pernos un paso	7 30051 00630 9
	630KA	30 mm - 1.1/8" Brass pins cylinder single lock Key alike/Bronce pernos un paso de Llaves iguales	7 30051 90630 2
	640	40 mm - 1.1/2" Brass pins cylinder single lock/Bronce pernos un paso	7 30051 00642 2
	640C	40 mm - 1.1/2" Brass pins cylinder single lock /Bronce pernos un paso	7 30051 00640 8
	640KA	40 mm - 1.1/2" Brass pins cylinder single lock Key alike/Bronce pernos un paso Llaves iguales	7 30051 90640 1
	650	50 mm - 2" Brass pins cylinder single lock/Bronce pernos un paso	7 30051 00649 1
	650C	50 mm - 2" Brass pins cylinder single lock/Bronce pernos un paso	7 30051 00650 7
	650KA	50 mm - 2" Brass pins cylinder single lock Twin Pack Key alike/Bronce pernos un paso Doble Candado de Llaves iguales	7 30051 90650 0
	830	30 mm - 1.1/8" Brass pins cylinder double lock/Bronce pernos doble paso	7 30051 00829 7
	830C	30 mm - 1.1/8" Brass pins cylinder double lock/Bronce pernos doble paso	7 30051 00830 3
	840	40 mm - 1.1/2" Brass pins cylinder double lock/Bronce pernos doble paso	7 30051 00839 6
	840C	40 mm - 1.1/2" Brass pins cylinder double lock/Bronce pernos doble paso	7 30051 00840 2
	845	45 mm - 1.3/4" Brass pins cylinder double lock/Bronce pernos doble paso	7 30051 00844 0
	845C	45 mm - 1.3/4" Brass pins cylinder double lock/Bronce pernos doble paso	7 30051 00845 7
	850	50 mm - 2" Brass pins cylinder double lock/Bronce pernos doble paso	7 30051 00849 5
	850C	50 mm - 2" Brass pins cylinder double lock/Bronce pernos doble paso	7 30051 00850 1




Picture	Item	Description	UPC
	730	30 mm - 1.1/8" laminated pins cylinder /laminado pernos	7 30051 00729 0
	730C	30 mm - 1.1/8" laminated pins cylinder/laminado pernos	7 30051 00730 6
	730KA	30 mm - 1.1/8" laminated pins cylinder Key alike #1/laminado pernos Llaves iguales	7 30051 90731 6
	740	40 mm - 1.1/2" laminated pins cylinder double lock/laminado pernos dos pasos	7 30051 00738 2
	740C	40 mm - 1.1/2" laminated pins cylinder double lock/laminado pernos dos pasos	7 30051 00740 5
	740KA	40 mm - 1.1/2" laminated pins cylinder double lock Key alike #6/laminado pernos dos pasos llaves iguales	7 30051 90740 8
	740L	40 mm - 1.1/2" shackle long 2.1/2" laminated pins cylinder double lock/asa larga de 2.1/2" laminado pernos dos pasos	7 30051 00739 9
	740LC	40 mm - 1.1/2" shackle long 2.1/2" laminated pins cylinder double lock/asa larga de 2.1/2" laminado pernos dos pasos	7 30051 00741 2
	740LKA	40 mm - 1.1/2" shackle long 2.1/2" laminated pins cylinder double lock Key alike/asa larga de 2.1/2" laminado pernos dos pasos llaves iguales	7 30051 00752 8
	744	44 mm - 1.3/4" laminated pins cylinder double lock /laminado pernos dos pasos	7 30051 00743 6
	744C	44 mm - 1.3/4" laminated pins cylinder double lock /laminado pernos dos pasos	7 30051 00744 3
	744KA	44 mm - 1.3/4" laminated pins cylinder double lock Key alike #16/laminado pernos dos pasos llaves iguales	7 30051 90745 3
	744L	44 mm - 1.3/4" shackle 2.1/2" long laminated pins cylinder double lock/asa larga de 2.1/2" laminado pernos dos pasos	7 30051 00747 4
	744LC	44 mm - 1.3/4" shackle 2.1/2" long laminated pins cylinder double lock/asa larga de 2.1/2" laminado pernos dos pasos	7 30051 00745 0
	744LKA	44 mm - 1.3/4" shackle 2.1/2" long laminated pins cylinder double lock Key alike/asa larga de 2.1/2" laminado pernos dos pasos llaves iguales	7 30051 00753 5
	750	50 mm - 2" laminated pins cylinder double lock/laminado pernos dos pasos	7 30051 00749 8
	750C	50 mm - 2" laminated pins cylinder double lock/laminado pernos dos pasos	7 30051 00750 4
	750KA	50 mm - 2" laminated pins cylinder double lock Key alike #11/laminado pernos dos pasos llaves iguales	7 30051 90751 4
	760	60 mm - 2.3/8" laminated pins cylinder double lock/laminado pernos dos pasos	7 30051 00759 7
	760C	60 mm - 2.3/8" laminated pins cylinder double lock/laminado pernos dos pasos	7 30051 00760 3
	760KA	60 mm - 2.3/8" laminated pins cylinder double lock Key alike/laminado pernos dos pasos llaves iguales	7 30051 90760 6

Picture	Item	Description	UPC
	920	38 mm - 1.1/2" magnetic/magnetico	7 30051 00158 8
	920C	38 mm - 1.1/2" magnetic/magnetico	7 30051 00920 1
	920KA	38 mm - 1.1/2" magnetic/magnetico	7 30051 00921 8
	945C	45 mm - 1.7/8" combination lock/candado con combinacion	7 30051 00945 4
	946	45 mm - 1.7/8" combination lock with keys/candado con combinacion con llaves	7 30051 00946 1
	965	65 mm - 2.1/2" steel body, re-keyable, double lock/cuerpo de acero, maestable, doble paso	7 30051 00964 5
	965C	65 mm - 2.1/2" steel body, re-keyable, double lock/cuerpo de acero, maestable, doble paso	7 30051 00965 2
	965KA	65 mm - 2.1/2" steel body, re-keyable, double lock/cuerpo de acero, maestable, doble paso	7 30051 90965 5
	965L	65 mm - 2.1/2" shackle X.1/2" long stainless steel body, re-keyable, double lock/cuerpo de acero, maestable, doble paso	7 30051 99965 6
	965LC	65 mm - 2.1/2" shackle X.1/2" long stainless steel body, re-keyable, double lock/cuerpo de acero, maestable, doble paso	7 30051 09965 3
	965LKA	65 mm - 2.1/2" shackle X.1/2" long stainless steel body, re-keyable, double lock Key alike/cuerpo de acero, maestable, doble paso, Llave guales	7 30051 99966 3
	970	70 mm - 2.3/4" stainless steel disk/disco de acero	7 30051 00969 0
	970C	70 mm - 2.3/4" stainless steel disk/disco de acero	7 30051 00970 6
	970KA	70 mm - 2.3/4" stainless steel disk Key alike/disco de acero Llave guales	7 30051 90970 9

Picture	Item	Description	UPC
<b>DOOR WINDOW SECURITY/PROTECCION</b>			
	1501C	2" steel barrel bolt/pasador	7 30051 01501 1
	1502C	2.1/2" steel barrel bolt/pasador	7 30051 01502 8
	1503C	3" steel barrel bolt/pasador	7 30051 01503 5
	1504C	4" steel barrel bolt/pasador	7 30051 01504 2
	1505C	5" steel barrel bolt/pasador	7 30051 01505 9
	1513C	3" Brass surface bolt/passador superficie de bronce	7 30051 01513 4
	1514C	4" Brass surface bolt/passador superficie de bronce	7 30051 01514 1
	1626C	Patio door pin/perno para puerta de patio	7 30051 01626 1
	1670C	Chain door & bolt/Cadena y pasador para puerta	7 30051 01670 4
	1682C	Chain door guard/Cadena para puerta	7 30051 01682 7
	1727	Key chain door lock/cadena para cerradura de puerta	7 30051 11727 2
	1727C	Key chain door lock/cadena para cerradura de puerta	7 30051 01727 5

Picture	Item	Description	UPC
	1701C	Aluminum slide window stopper/topes para ventanas y puertas corrediza	7 30051 01701 5
	1703C	3.1/2" steel heavy duty hasp/portacandado reforzado	7 30051 01703 9
	1704C	4.1/2" steel heavy duty hasp/portacandado reforzado	7 30051 01704 6
	1710C	3.1/2" hasp with swivel staple/portacandado con argolla giratoria	7 30051 01710 7
	1714C	4" straight hasp lock/portacandado para cerradura de 90	7 30051 01714 5
	1715C	4" straight hasp lock/portacandado para cerradura plana	7 30051 01715 2
	1731C	2" hasp & staple/portacandado	7 30051 01731 2
	1732C	2.1/2" hasp & staple/portacandado	7 30051 01732 9
	1733C	3.1/2" hasp & staple/portacandado	7 30051 01733 6





Picture	Item	Description	UPC
	1734C	4.1/2" hasp & staple/portacandado	7 30051 01734 3
	1736C	6" hasp & staple/portacandado	7 30051 01736 7
	1801C	160* brass door viewer/mirrilla para puerta	7 30051 01800 5
	1803	180* brass door viewer/mirrilla para puerta	7 30051 11803 3
	1803C	180* brass door viewer/mirrilla para puerta	7 30051 01803 6
	1850C	steel gravity gate latch/cerrojo para puerta	7 30051 01850 0
	1856C	5.12/" steel heavy duty slide bolt/pasador reforzado	7 30051 01856 2
	1857C	Steel heavy duty slide bolt/pasador reforzado	7 30051 11857 6
	1860	2.1/2" steel hook & eye/gancho para puerta	7 30051 01857 9
	1860C	2.12" steel hook & eye/gancho para puerta PAIR	7 30051 01860 9
	1861	3" steel hook & eye/gancho para puerta	7 33051 01864 7
	2844	1.5" steel hook & eye/gancho para puerta	7 30051 00284 4
<b>FUNCTIONAL HARDWARE/FERRETERIA</b>			
	2906C	Ridgid door stopper/tope rigido para puertas PAIR	7 30051 02906 3
	2908	Spring door stopper/tope resorte para puerta SINGLE	7 30051 12908 4
	2908SN	Spring door stopper/tope resorte para puerta SATIN SINGLE	7 30051 02908 7
	2926C	Coat hook with screws/gancho para colgar SINGLE	7 30051 02926 1


Picture	Item	Description	UPC
<b>ENTRY DOOR LOCK</b>			
	2005 BB 601	Single deadbolt lock Polish Brass/Cerradura de Puerta Un tope Bronce Pulido	7 30051 22005 7
	2006 SS 601	Single Dead Bolt Satin Silver/Cerradura para Puerta Plateado	7 30051 52006 5
	2032 BB 401	Keyed Lock Entrance Door Lock Polished Brass/Cerradura con llave de Puerta Bronce Pulido	7 30051 22033 0
	2033 SS 401	Keyed Lock Entrance Satin Silver/Cerradura Puerta Plateado	7 30051 52203 3
	2050 BB 301	Privacy Lock Polish Brass/Cerradura para Puerta sin Llave	7 30051 22050 7
	3000 K BB	Kwikset Single deadbolt lock Polish Brass/Cerradura de Puerta Un tope Bronce Pulido	7 30051 00040 6
	3000 S BB	Sledge Single deadbolt lock Polish Brass/Cerradura de Puerta Un tope Bronce Pulido	7 30051 00042 0
	4000 SS	Storeroom Lock Silver Satin Finish / Cerradura Sin Llave por dentro Plateado	7 30051 00057 4

Picture	Item	Description	UPC
	4000 BB	Storeroom Lock Bright Brass Finish/ Cerradura sin Llave por dentro Bronce Pulido	7 30051 00056 7
	4510 BB	Storeroom Lock Bright Brass Finish/Cerradura sin llave por dentro Bronce pulido	7 30051 00059 8
	4600 SS	Combination Entry Lock and Single Dead Bolt Keyed Alike Silver Satin Finish/Cerradura Doble seguridad Plateado	7 30051 00045 1
	4600 BB	Combination Entry Lock and Single Dead Bolt Keyed Alike Bright Brass Finish/ Cerradura doble seguridad Bronce Pulido	7 30051 00044 4
	6100 S BB	Sledge Single deadbolt lock Polish Brass/Cerradura de Puerta Un tope Bronce Pulido	7 30051 00037 6
	Mortise Lock		7 30051 00033 8



Picture	Item	Description	UPC
<b>Blank Keys</b>			
	130KEY	Key blanks for padlocks/Lave en Blanco para candados	7 30051 00060 4
	530KEY	Key blanks for padlocks/Lave en Blanco para candados	7 30051 70530 1
	540/544/550KEY	Key blanks for padlocks/Llave en blanco para candados	7 30051 70540 0
	620KEY	Key blanks for padlocks/Lave en Blanco para candados	7 30051 00061 1
	625KEY	Key blanks for padlocks/Lave en Blanco para candados	7 30051 00062 8
	630KEY	Key blanks for padlocks/Lave en Blanco para candados	7 30051 70630 8
	640KEY	Key blanks for padlocks/Lave en Blanco para candados	7 30051 70640 7
	650KEY	Key blanks for padlocks/Lave en Blanco para candados	7 30051 70650 6
	730KEY	Key blanks for padlocks/Lave en Blanco para candados	7 30051 00063 5
	740KEY	Key blanks for padlocks/Lave en Blanco para candados	7 30051 70740 4
	744/760KEY	Key blanks for padlocks/Lave en Blanco para candados	7 30051 70744 2
	830/845KEY	Key blanks for padlocks/Lave en Blanco para candados	7 30051 70830 2
	850KEY	Key blanks for padlocks/Lave en Blanco para candados	7 30051 70850 0
	965KEY	Key blanks for padlocks/Lave en Blanco para candados	7 30051 70965 1
	970KEY	Key blanks for padlocks/Lave en Blanco para candados	7 30051 00064 2

Picture	Item	Description	UPC
<b>LOCKS/CERRADURAS</b>			
	2040	5" Showcase lock/cerradura para vitrina	7 30051 02039 8
	2040C	5" Showcase lock/cerradura para vitrina	7 30051 02040 4
	2040KA	5" Showcase lock key alike/cerradura para vitrina llaves iguales	7 30051 30051 3
	2125-KD12	12KD mail box lock, short throw/cerradura caja de correo	7 30051 02124 1
	2127	mail box lock, long throw/cerradura caja de correo	7 30051 02126 5
	2127C	mail box lock, long throw/cerradura caja de correo	7 30051 02127 2
	2128	3 cams lock/cerraduras de 3 levas	7 30051 02123 4
	2128C	3 cams lock/cerradura de 3 levas	7 30051 02128 9
	2129	mail box lock, XL-201/cerradura caja de correo XL	7 30051 12129 3
	2129C	mail box lock, XL-201/cerradura caja de correo XL	7 30051 02129 6
	2720	Drawer lock/Cerradura para gaveta	7 30051 02719 9
	2720C	Drawer lock/Cerradura para gaveta	7 30051 02720 5
	2720KA	Drawer lock key alike/Cerradura para gaveta llaves iguales	7 30051 12720 2
<b>TOOLS</b>			
	7001	Screwdriver Phillips Bit #2 x 2"/Punta de Taladro #2 x 2"	7 30051 07003 4
	7002	Screwdriver Phillips Bit #1 x 2"/Punta de Taladro #1 x 2"	7 30051 07004 1





Picture	Item	Description	Master Box	UPC
	888 Chrome	Hanging Hand Sanitizer	50	7 30051 00371 1

SOAP or HAND SANITIZER DISPENSER  
 No Bagged Refill Required  
 Hangs Neatly in a Kitchen, bathroom, classroom.  
 Anywhere there is a need to sanitize!



Silicone Mechanism  
 reduces unwanted drips

CABINET HARDWARE/ACCES GABINETE	Item	Description	UPC
	8803-AB	Self closing hinge with screws/Bisagra plana con tornillos Antique Brass	7 30051 088022
	8805-AB	Insert S-C hinge with screws, Pair, Antique Brass/Bisagra empotrable con tornillo, Bronce Antiguo, par	7 30051 088046
	8805-BB	Insert S-C hinge with screws, Pair, polish Brass/Bisagra empotrable con tornillo, Bronce pulido, par	7 30051 288057
	C0365	Pull Knob Oblong GB ZINC ALLOY NICKEL SATIN/ Jaladera Oblicuo GB ZINC ALLOY NICKEL SATINADO	7 30051 16819 9
	C0942	Pull KnobRound GB ZINC ALLOY NICKEL SATIN/ Jaladera Redonda GB ZINC ALLOY NICKEL SATINADO Dia. 22MM	7 30051 16816 8
	C0972 96	Pull Handle GB ZINC ALLOY NICKEL SATIN/ Jaladera GB ZINC ALLOY NICKEL SATINADO 96MM	7 30051 16805 2
	C0972 128	Pull Handle GB ZINC ALLOY NICKEL SATIN/ Jaladera GB ZINC ALLOY NICKEL SATINADO 128MM	7 30051 16806 9
	C0975 96	Pull Handle GB ZINC ALLOY NICKEL SATIN/ Jaladera GB ZINC ALLOY NICKEL SATINADO 96MM	7 30051 16807 6
	C0975 128	Pull Handle GB ZINC ALLOY NICKEL SATIN/ Jaladera GB ZINC ALLOY NICKEL SATINADO 128MM	7 30051 16808 3
	C0978	Pull Knob Square GB ZINC ALLOY NICKEL SATIN/ Jaladera Cuadrada GB ZINC ALLOY NICKEL SATINADO	7 30051 16817 5

CABINET HARDWARE/ACCES GABINETE	Item	Description	UPC
	C0984 96	Pull Handle STAINLESS STEEL NICKEL SATIN/Jaladera ACERO INOXIDABLE SATINADO DIA.10MM * 96MM	7 30051 16809 0
	C0984 128	Pull Handle STAINLESS STEEL NICKEL SATIN/Jaladera ACERO INOXIDABLE SATINADO DIA.10MM * 128MM	7 30051 16810 6
	C0984 160	Pull Handle STAINLESS STEEL NICKEL SATIN/Jaladera ACERO INOXIDABLE SATINADO DIA.10MM * 160MM	7 30051 16811 3
	C0984 192	Pull Handle STAINLESS STEEL NICKEL SATIN/Jaladera ACERO INOXIDABLE SATINADO DIA.10MM * 192MM	7 30051 16812 0
	C0984 224	Pull Handle STAINLESS STEEL NICKEL SATIN/Jaladera ACERO INOXIDABLE SATINADO DIA.10MM * 224MM	7 30051 16813 7
	C0988 96	Pull Handle GB ZINC ALLOY NICKEL SATIN/ Jaladera GB ZINC ALLOY NICKEL SATINADO 96MM	7 30051 16814 4
	C0988 128	Pull Handle GB ZINC ALLOY NICKEL SATIN/ Jaladera GB ZINC ALLOY NICKEL SATINADO 128MM	7 30051 16815 1
	C0989 96	Pull Handle GB ZINC ALLOY NICKEL SATIN/ Jaladera GB ZINC ALLOY NICKEL SATINADO 96MM	7 30051 16799 4
	C0989 128	Pull Handle GB ZINC ALLOY NICKEL SATIN/ Jaladera GB ZINC ALLOY NICKEL SATINADO 128MM	7 30051 16802 1
	C0996 128	Pull Handle GB ZINC ALLOY NICKEL SATIN/ Jaladera GB ZINC ALLOY NICKEL SATINADO 128MM	7 30051 16803 8
	C0996 160	Pull Handle GB ZINC ALLOY NICKEL SATIN/ Jaladera GB ZINC ALLOY NICKEL SATINADO 160MM	7 30051 16804 5